

Signify Classified - Internal  
Cooper Lighting Solutions Photometric Lab  
1121 Highway 74 South  
Peachtree City, GA 30269



Scaled data based on original data using  
LM-79-2019 Approved Method: Electrical and Photometric Measurements of Solid-  
State Lighting Products

Test Report Prepared for  
Cooper Lighting Solutions

Brand: CORELITE

Report Number: P959038

Luminaire Tested: CB3-B-085U-120D-840-1D-UNV-STD-W-4

Issue Date: 2/12/2025

**Test Information**

Test Method: LM-79-2019  
Report Number: P959038  
REPORT IS SCALED FROM IESNA LM-79-08 TEST DATA (G2-2405-119-2, G2-2312-242-8)  
Test Lab: INNOVATION CENTER  
Issue Date: 2/12/2025  
Manufacturer: COOPER LIGHTING SOLUTIONS  
Product Line: CORELITE  
Catalog Number: CB3-B-085U-120D-840-1D-UNV-STD-W-4  
Description: CORELITE BASIC SLOT LED LUMINAIRE, BATWING UPLIGHT  
3-INCH APERTURE  
DOWNLIGHT 1200 LUMENS PER FOOT  
UPLIGHT 850 LUMENS PER FOOT  
Light Source: 4000K CCT, 80 CRI LEDS  
Ballast/Driver: ELECTRONIC DRIVER

**Summary**

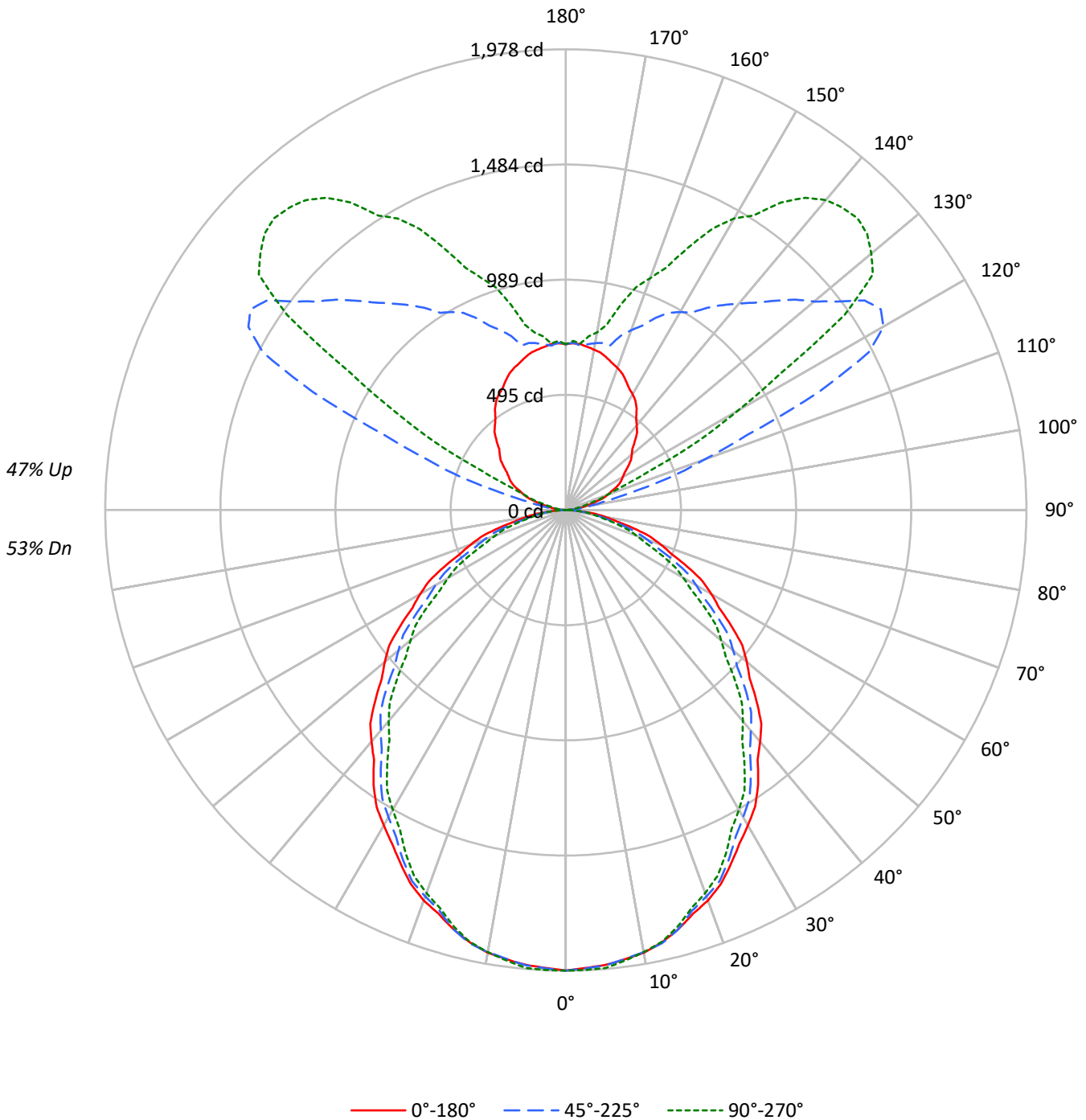
Lumens per Lamp: N/A  
Luminaire Lumens: 8921.5 lumens  
Efficiency: N/A  
Efficacy: 143.9 lumens/watt  
Spacing Criteria (0/90/45): 1.18 / 1.13 / 1.26  
Luminous Opening: Rectangular (W 0.24' x L: 4' x H: 0')  
CIE Type: General Diffuse

Input Watts (W): 62  
Input Voltage (V): 120  
Input Current (A<sub>in</sub>): NR  
Voltage Rise (V): NR  
Power Factor: NR  
Total Harmonic Distortion (THDi): NR  
Frequency (hertz): 60  
Stabilization Time: NR  
Operation Time: NR  
Ambient Temperature (°C): NR  
Test Distance: 24 FT



TEST NUMBER: P959038  
CATALOG NUMBER: CB3-B-085U-120D-840-1D-UNV-STD-W-4

### Luminous Intensity Polar Plot





TEST NUMBER: P959038

CATALOG NUMBER: CB3-B-085U-120D-840-1D-UNV-STD-W-4

**COEFFICIENT OF UTILIZATION - ZONAL CAVITY METHOD:**

RF	20				20				20				20				20	
RC	80				70				50				30				10	0
RW	70	50	30	10	70	50	30	10	50	30	10	50	30	10	50	30	10	0
RCR																		
0	108	108	108	108	100	100	100	100	85	85	85	71	71	71	59	59	59	53
1	99	94	91	87	91	88	84	81	75	72	70	63	61	60	52	51	50	45
2	90	83	77	71	83	77	72	67	66	62	58	56	53	50	46	44	43	38
3	82	73	66	60	76	68	61	56	58	53	49	49	46	43	41	39	36	32
4	75	65	57	51	70	60	53	48	52	46	42	44	40	37	37	34	32	28
5	69	58	50	44	64	54	47	41	47	41	37	40	35	32	33	30	28	24
6	64	52	44	38	59	48	41	36	42	36	32	36	32	28	30	27	24	22
7	59	47	39	33	55	44	37	32	38	32	28	33	28	25	28	24	22	19
8	55	43	35	30	51	40	33	28	35	29	25	30	26	22	26	22	20	17
9	51	39	31	26	47	37	30	25	32	26	23	28	23	20	24	20	18	16
10	48	36	29	24	44	34	27	23	29	24	20	26	21	18	22	19	16	14

**AVERAGE LUMINANCE (cd/sqm):**

	0°	45°	90°
0°	22376	22376	22376
5°	22270	22286	22413
10°	22173	22141	22141
15°	21833	21833	21701
20°	21478	21258	21072
25°	20937	20674	20306
30°	20424	19893	19415
35°	19886	19148	18470
40°	19169	18256	17469
45°	18520	17464	16384
50°	17851	16516	15328
55°	17122	15600	14325
60°	16338	14652	13191
65°	15418	13576	11997
70°	14357	12313	10689
75°	13019	10807	9517
80°	11351	9063	8418
85°	8750	7659	7659

**MAXIMUM LUMINANCE 45°-90°:**

Horizontal Angle: 0°

Vertical Angle: 45°

Luminance: 18520 cd/sqm



TEST NUMBER: P959038  
 CATALOG NUMBER: CB3-B-085U-120D-840-1D-UNV-STD-W-4

**ZONAL LUMENS:**

Zone	Lumens	% Fixture
0°-10°	186.6	2.1
10°-20°	524.2	5.9
20°-30°	761.6	8.5
30°-40°	865.9	9.7
40°-50°	840.6	9.4
50°-60°	709.7	8.0
60°-70°	505.0	5.7
70°-80°	269.8	3.0
80°-90°	71.3	0.8
90°-100°	48.1	0.5
100°-110°	252.3	2.8
110°-120°	635.0	7.1
120°-130°	979.6	11.0
130°-140°	896.8	10.1
140°-150°	661.8	7.4
150°-160°	421.9	4.7
160°-170°	222.1	2.5
170°-180°	69.2	0.8
0°-30°	1472.5	16.5
0°-40°	2338.4	26.2
0°-60°	3888.7	43.6
0°-90°	4734.7	53.1
90°-120°	935.4	10.5
90°-150°	3473.6	38.9
90°-180°	4187.0	46.9
0°-180°	8921.5	100.0

**CANDELA DISTRIBUTION:**

	0°	22.5°	45°	67.5°	90°	Flux
0°	1978	1978	1978	1978	1978	
5°	1961	1986	1962	1960	1973	186
15°	1864	1880	1864	1853	1853	525
25°	1677	1683	1656	1633	1626	773
35°	1440	1426	1386	1345	1337	897
45°	1157	1140	1091	1039	1024	893
55°	868	845	791	740	726	776
65°	576	555	507	462	448	570
75°	298	281	247	222	218	317
85°	67	62	59	59	59	80
90°	0	0	0	0	0	4
95°	25	71	28	16	16	32
105°	129	398	288	119	97	137
115°	245	499	1198	521	395	238
125°	326	504	1568	1581	1461	292
135°	420	561	1270	1732	1772	325
145°	530	613	1060	1474	1612	329
155°	612	658	909	1125	1242	282
165°	677	696	731	854	912	191
175°	715	730	709	712	718	68
180°	712	712	712	712	712	

TEST NUMBER: P959038

CATALOG NUMBER: CB3-B-085U-120D-840-1D-UNV-STD-W-4

**CANDELA DISTRIBUTION (FULL):**

	0°	22.5°	45°	67.5°	90°
0°	1977.6	1977.6	1977.6	1977.6	1977.6
2.5°	1967.5	1987.3	1969.8	1972.1	1976.5
5°	1960.8	1985.5	1962.2	1959.7	1973.4
7.5°	1945.6	1968.1	1943.9	1938.3	1950.7
10°	1929.9	1954.6	1927.1	1920.2	1927.1
12.5°	1901.8	1927.6	1905.7	1894.3	1900.1
15°	1863.9	1880.4	1863.9	1852.6	1852.6
17.5°	1817.5	1834.8	1803.8	1795.8	1792.8
20°	1783.8	1798.9	1765.5	1754.2	1750.1
22.5°	1738.9	1752.9	1725.1	1705.9	1700.7
25°	1677.1	1682.6	1656.0	1633.4	1626.5
27.5°	1615.0	1616.4	1579.9	1552.4	1543.3
30°	1563.3	1564.7	1522.6	1492.9	1486.0
32.5°	1511.6	1507.5	1467.5	1432.3	1427.6
35°	1439.7	1426.0	1386.3	1345.4	1337.2
37.5°	1352.9	1344.6	1297.8	1256.8	1244.5
40°	1297.8	1284.1	1236.0	1195.0	1182.7
42.5°	1242.8	1226.8	1177.6	1132.1	1118.6
45°	1157.4	1139.5	1091.4	1039.0	1023.9
47.5°	1071.4	1051.9	998.9	948.3	931.5
50°	1014.1	993.5	938.3	888.7	870.8
52.5°	955.7	934.0	878.7	828.1	813.5
55°	868.0	844.7	790.8	739.9	726.2
57.5°	780.4	757.3	703.7	655.6	639.1
60°	722.0	700.0	647.5	599.4	582.9
62.5°	662.4	641.5	590.2	543.2	527.8
65°	575.9	555.3	507.1	461.8	448.1
67.5°	490.2	472.6	425.0	383.5	372.5
70°	434.0	417.5	372.2	334.0	323.1
72.5°	380.1	362.5	319.4	286.9	279.2
75°	297.8	281.3	247.2	221.8	217.7
77.5°	222.5	209.0	179.5	165.1	162.9
80°	174.2	161.8	139.1	129.2	129.2
82.5°	129.2	119.1	104.2	100.0	100.0
85°	67.4	61.9	59.0	59.0	59.0
87.5°	20.2	20.2	19.1	18.0	18.0
90°	0.0	0.0	0.0	0.0	0.0
92.5°	7.5	17.3	5.0	2.6	5.0
95°	25.1	71.1	28.2	15.7	15.7
97.5°	52.1	158.8	72.8	38.8	35.1
100°	72.1	225.4	112.9	56.3	50.2
102.5°	94.7	292.2	170.6	76.3	65.2
105°	128.6	398.4	288.5	118.7	97.2
107.5°	166.2	471.0	475.4	182.9	147.4
110°	191.3	501.0	633.4	240.2	185.0

TEST NUMBER: P959038

CATALOG NUMBER: CB3-B-085U-120D-840-1D-UNV-STD-W-4

**CANDELA DISTRIBUTION (continued):**

	0°	22.5°	45°	67.5°	90°
112.5°	213.9	508.8	844.2	327.6	252.7
115°	244.6	499.1	1197.9	520.8	395.1
117.5°	267.2	475.1	1466.3	828.6	639.1
120°	282.2	475.4	1574.2	1061.4	849.8
122.5°	299.8	478.2	1604.3	1292.5	1098.2
125°	326.1	504.0	1567.9	1580.9	1461.3
127.5°	352.5	522.9	1470.1	1699.4	1662.0
130°	370.0	535.6	1392.3	1739.7	1712.1
132.5°	387.6	548.2	1337.1	1740.7	1754.8
135°	420.2	561.2	1270.0	1731.9	1771.7
137.5°	453.4	577.3	1207.3	1677.0	1759.8
140°	473.5	590.0	1157.1	1617.7	1737.2
142.5°	496.1	600.3	1109.4	1562.6	1689.6
145°	529.9	612.7	1059.9	1473.8	1611.8
147.5°	556.3	619.5	1004.1	1384.2	1498.3
150°	573.8	619.8	981.5	1304.6	1445.6
152.5°	588.9	632.4	953.9	1231.5	1360.3
155°	611.5	657.5	909.4	1125.3	1241.8
157.5°	634.1	678.2	856.7	1046.0	1125.1
160°	649.1	685.9	821.6	1007.8	1059.9
162.5°	661.7	693.5	783.9	942.7	1002.2
165°	677.3	695.7	730.6	854.3	912.5
167.5°	691.8	701.0	735.0	767.5	814.7
170°	699.3	708.5	727.5	759.2	774.5
172.5°	706.8	720.9	717.5	739.1	752.0
175°	715.0	730.3	708.7	712.0	718.1
177.5°	716.8	724.2	719.4	719.5	726.9
180°	711.8	711.8	711.8	711.8	711.8

LM-79-2019: Approved Method: Electrical and Photometric Measurements of Solid-  
State Lighting Products

Report Prepared for

Cooper Lighting Solutions

CORELITE

Report Number: SP1-2312-242-3

Test Date: 01/31/2024

Luminaire Tested: CB2-055U055D-840-1D-UNV-STD-D-W-4

Data in this report applies to families of products including CB2-055U055D-840-1D-UNV-STD-D-W-4.



**Test Information**

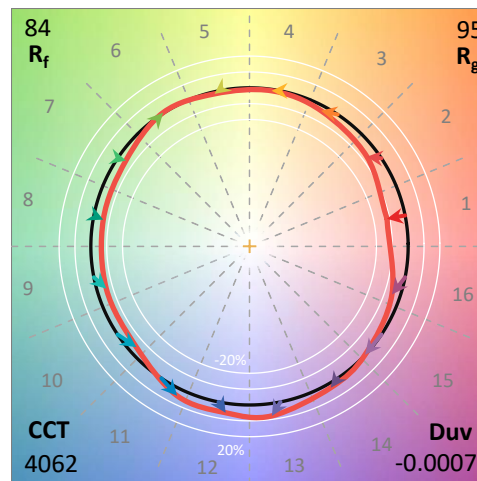
Test Method: LM-79-2019  
 Report Number: SP1-2312-242-3  
 Test Lab: COOPER LIGHTING SOLUTIONS  
 Photometer: SP1 - 76IN SPHERE  
 Measurement Geometry: 4π  
 Issue Date: 01/31/2024  
 Manufacturer: COOPER LIGHTING SOLUTIONS  
 Product Line: CORELITE  
 Catalog Number: **CB2-055U055D-840-1D-UNV-STD-D-W-4**  
 Description: CORELITE BASIC 2-INCH SUSPENDED LED LUMINAIRE. 550 LUMENS PER FOOT UPLIGHT, 550 LUMENS PER FOOT DOWNLIGHT

UPLIGHT, 550 LUMENS PER FOOT DOWNLIGHT

**Spectral Parameters**

CCT (K): 4062  
 CIE u': 0.2244  
 CIE v': 0.4995  
 Duv: -0.0007  
 CIE x: 0.3772  
 CIE y: 0.3732  
 CIE z: 0.2496  
 Peak Wavelength (nm): 452  
 Dominant Wavelength (nm): 579  
 Purity: 25.3  
 Rf: 84.1  
 Rg: 94.8

CRI (Ra):	84.1		
R1:	82.9	R9:	12.5
R2:	91.3	R10:	78.9
R3:	95.7	R11:	81.5
R4:	82.2	R12:	62.0
R5:	82.8	R13:	85.3
R6:	87.1	R14:	98.2
R7:	85.7		
R8:	65.4		



**Test Conditions**

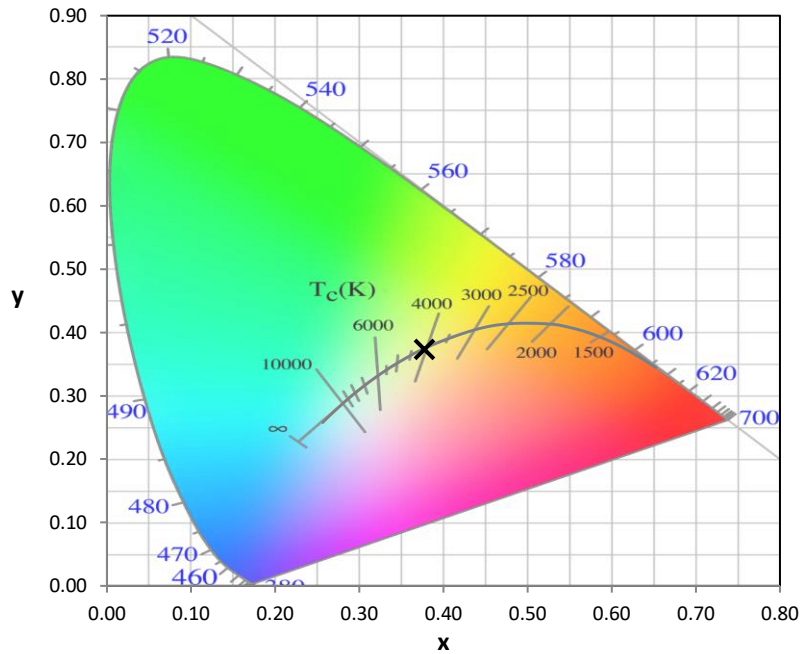
Stabilization Time: 26M  
 Operation Time: 12H  
 Room Temperature (°C) / RH%: 25.8/25%  
 Sphere Temperature (°C): 25.2

REPORT NUMBER: SP1-2312-242-3

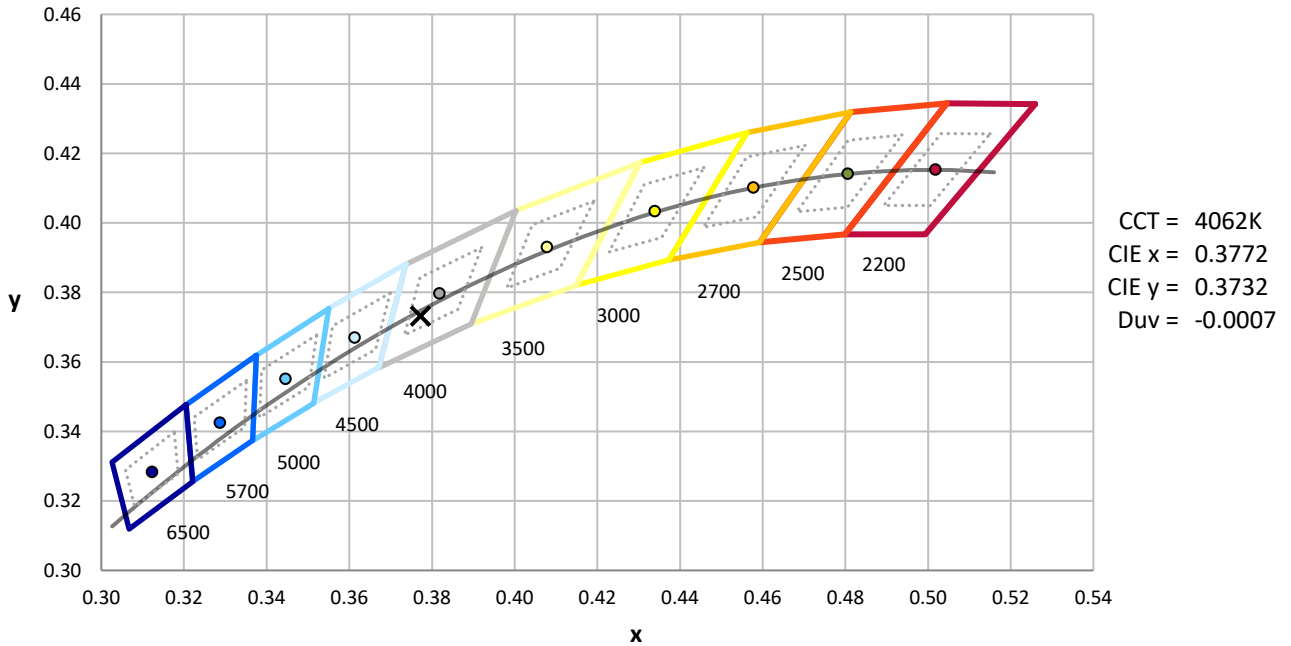
Measurement and Test Equipment			
Instrument	Identification Number	Calibration Date	Calibration Due Date
Photometer	76INCH SPHERE IN0058	8/9/2023	2/9/2024
Power Meter	XITRON 2801 IN0071	10/23/2023	10/23/2024
AC Power Source	CHROMA 61603 IN0063	10/24/2023	10/24/2024
DC Power Source	AGILENT E3634A IN0208	10/24/2023	10/24/2024
Sphere Thermometer	ONSET IN0085	10/24/2023	10/24/2024
Room Thermometer	ONSET IN0046	10/24/2023	10/24/2024

REPORT NUMBER: SP1-2312-242-3

CIE 1931 Chromaticity Diagram



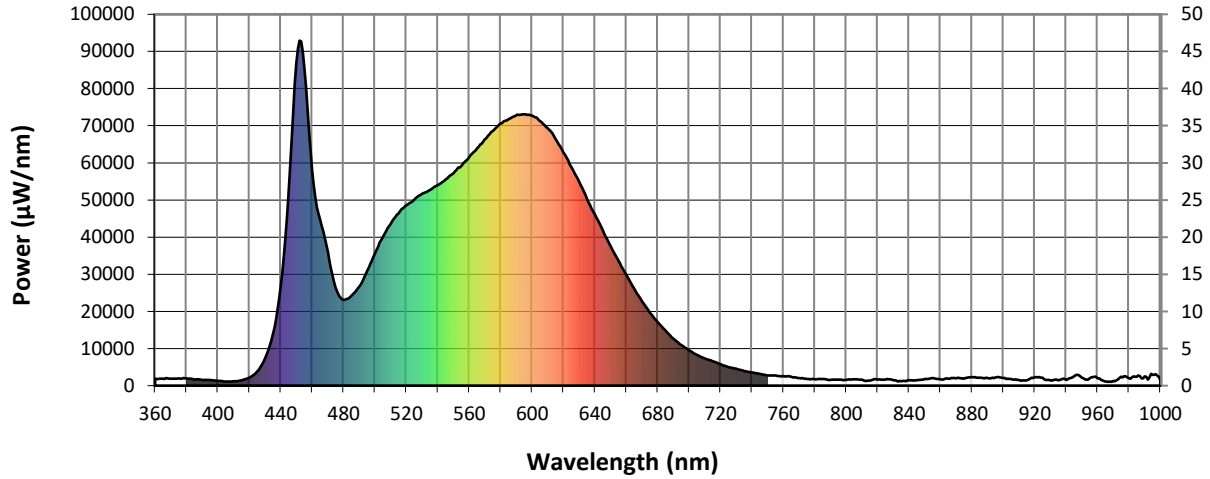
CIE 1931 Chromaticity Diagram with 2017 ANSI 7-Step and 4-Step Quadrangles



Point lies inside the ANSI 4000K 4-step quadrangle

REPORT NUMBER: SP1-2312-242-3

**Photopic Flux vs. Wavelength**

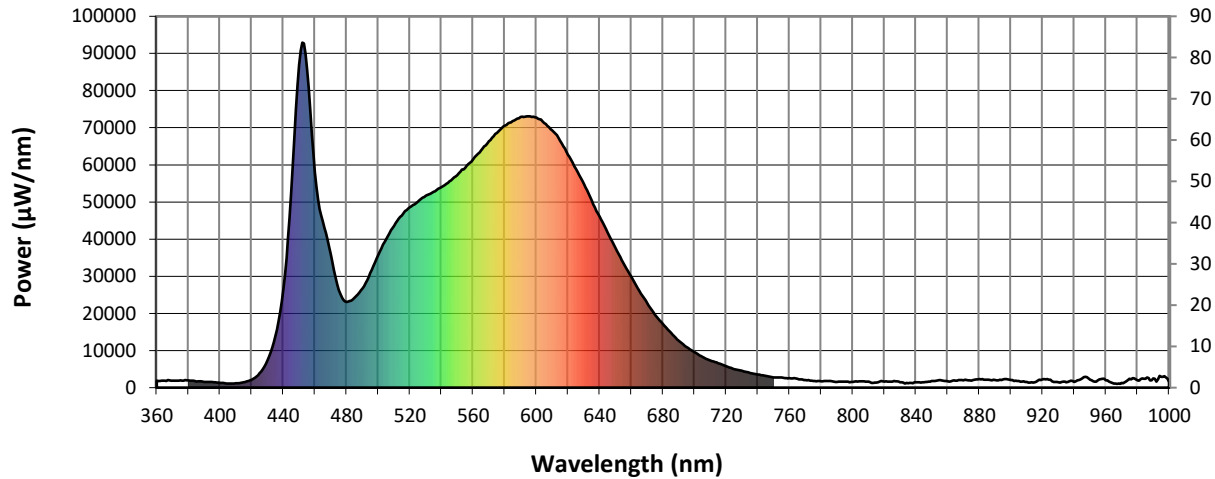


#####

λ (nm)	Power (µW/nm)	Lumens (φ/nm)	λ (nm)	Power (µW/nm)	Lumens (φ/nm)	λ (nm)	Power (µW/nm)	Lumens (φ/nm)	λ (nm)	Power (µW/nm)	Lumens (φ/nm)	λ (nm)	Power (µW/nm)	Lumens (φ/nm)
360	1912	NR	490	26707	NR	620	62725	NR	750	2758	NR	880	2281	NR
365	1842	NR	495	30809	NR	625	58915	NR	755	2754	NR	885	2159	NR
370	1883	NR	500	35628	NR	630	54868	NR	760	2534	NR	890	2058	NR
375	1963	NR	505	39961	NR	635	50338	NR	765	2358	NR	895	2193	NR
380	1966	NR	510	43602	NR	640	46112	NR	770	2033	NR	900	2056	NR
385	1663	NR	515	46375	NR	645	41812	NR	775	1801	NR	905	1799	NR
390	1572	NR	520	48573	NR	650	37529	NR	780	1738	NR	910	1497	NR
395	1491	NR	525	50073	NR	655	33571	NR	785	1753	NR	915	1444	NR
400	1247	NR	530	51659	NR	660	29866	NR	790	1512	NR	920	2265	NR
405	1092	NR	535	52689	NR	665	26062	NR	795	1628	NR	925	2128	NR
410	1155	NR	540	53980	NR	670	22775	NR	800	1577	NR	930	1483	NR
415	1414	NR	545	55559	NR	675	19628	NR	805	1745	NR	935	1473	NR
420	2172	NR	550	57241	NR	680	17131	NR	810	1584	NR	940	1513	NR
425	3836	NR	555	59220	NR	685	14797	NR	815	1336	NR	945	2506	NR
430	7328	NR	560	61477	NR	690	12645	NR	820	1598	NR	950	2110	NR
435	13915	NR	565	63913	NR	695	10922	NR	825	1652	NR	955	1942	NR
440	26569	NR	570	66367	NR	700	9557	NR	830	1443	NR	960	2004	NR
445	52250	NR	575	68617	NR	705	8271	NR	835	1187	NR	965	1106	NR
450	86961	NR	580	70538	NR	710	7311	NR	840	1409	NR	970	1282	NR
455	85655	NR	585	71781	NR	715	6566	NR	845	1417	NR	975	2377	NR
460	58144	NR	590	72860	NR	720	5734	NR	850	1751	NR	980	2000	NR
465	44751	NR	595	73089	NR	725	5015	NR	855	2009	NR	985	2356	NR
470	35887	NR	600	72720	NR	730	4508	NR	860	1738	NR	990	2487	NR
475	26300	NR	605	71266	NR	735	3916	NR	865	1840	NR	995	2894	NR
480	23116	NR	610	69295	NR	740	3533	NR	870	1982	NR	1000	1478	NR
485	24223	NR	615	66396	NR	745	3158	NR	875	1920	NR			

REPORT NUMBER: SP1-2312-242-3

Scotopic Flux vs. Wavelength



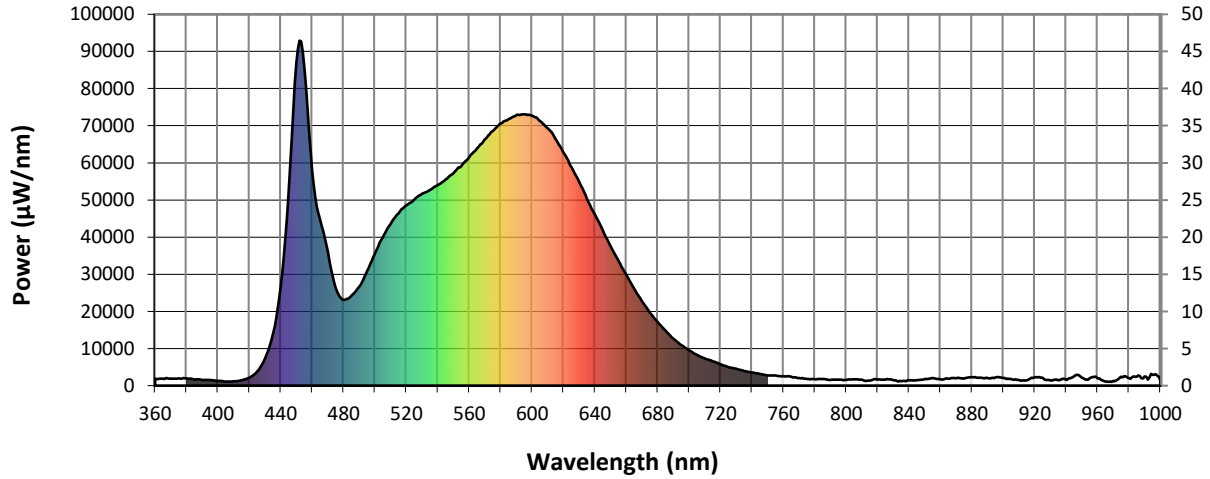
Scotopic Lumens: 7310

S/P: 1.74

λ (nm)	Power (µW/nm)	Lumens (φ/nm)	λ (nm)	Power (µW/nm)	Lumens (φ/nm)	λ (nm)	Power (µW/nm)	Lumens (φ/nm)	λ (nm)	Power (µW/nm)	Lumens (φ/nm)	λ (nm)	Power (µW/nm)	Lumens (φ/nm)
360	1912	NR	490	26707	NR	620	62725	NR	750	2758	NR	880	2281	NR
365	1842	NR	495	30809	NR	625	58915	NR	755	2754	NR	885	2159	NR
370	1883	NR	500	35628	NR	630	54868	NR	760	2534	NR	890	2058	NR
375	1963	NR	505	39961	NR	635	50338	NR	765	2358	NR	895	2193	NR
380	1966	NR	510	43602	NR	640	46112	NR	770	2033	NR	900	2056	NR
385	1663	NR	515	46375	NR	645	41812	NR	775	1801	NR	905	1799	NR
390	1572	NR	520	48573	NR	650	37529	NR	780	1738	NR	910	1497	NR
395	1491	NR	525	50073	NR	655	33571	NR	785	1753	NR	915	1444	NR
400	1247	NR	530	51659	NR	660	29866	NR	790	1512	NR	920	2265	NR
405	1092	NR	535	52689	NR	665	26062	NR	795	1628	NR	925	2128	NR
410	1155	NR	540	53980	NR	670	22775	NR	800	1577	NR	930	1483	NR
415	1414	NR	545	55559	NR	675	19628	NR	805	1745	NR	935	1473	NR
420	2172	NR	550	57241	NR	680	17131	NR	810	1584	NR	940	1513	NR
425	3836	NR	555	59220	NR	685	14797	NR	815	1336	NR	945	2506	NR
430	7328	NR	560	61477	NR	690	12645	NR	820	1598	NR	950	2110	NR
435	13915	NR	565	63913	NR	695	10922	NR	825	1652	NR	955	1942	NR
440	26569	NR	570	66367	NR	700	9557	NR	830	1443	NR	960	2004	NR
445	52250	NR	575	68617	NR	705	8271	NR	835	1187	NR	965	1106	NR
450	86961	NR	580	70538	NR	710	7311	NR	840	1409	NR	970	1282	NR
455	85655	NR	585	71781	NR	715	6566	NR	845	1417	NR	975	2377	NR
460	58144	NR	590	72860	NR	720	5734	NR	850	1751	NR	980	2000	NR
465	44751	NR	595	73089	NR	725	5015	NR	855	2009	NR	985	2356	NR
470	35887	NR	600	72720	NR	730	4508	NR	860	1738	NR	990	2487	NR
475	26300	NR	605	71266	NR	735	3916	NR	865	1840	NR	995	2894	NR
480	23116	NR	610	69295	NR	740	3533	NR	870	1982	NR	1000	1478	NR
485	24223	NR	615	66396	NR	745	3158	NR	875	1920	NR			

REPORT NUMBER: SP1-2312-242-3

**Melanopic Flux vs. Wavelength**



**Melanopic Lumens: 3000**

**M/P: 0.71**

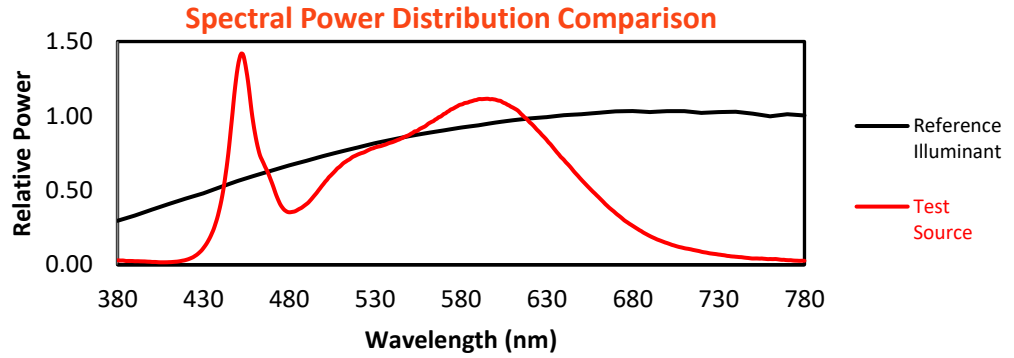
λ (nm)	Power (µW/nm)	Lumens (φ/nm)	λ (nm)	Power (µW/nm)	Lumens (φ/nm)	λ (nm)	Power (µW/nm)	Lumens (φ/nm)	λ (nm)	Power (µW/nm)	Lumens (φ/nm)	λ (nm)	Power (µW/nm)	Lumens (φ/nm)
360	1912	NR	490	26707	NR	620	62725	NR	750	2758	NR	880	2281	NR
365	1842	NR	495	30809	NR	625	58915	NR	755	2754	NR	885	2159	NR
370	1883	NR	500	35628	NR	630	54868	NR	760	2534	NR	890	2058	NR
375	1963	NR	505	39961	NR	635	50338	NR	765	2358	NR	895	2193	NR
380	1966	NR	510	43602	NR	640	46112	NR	770	2033	NR	900	2056	NR
385	1663	NR	515	46375	NR	645	41812	NR	775	1801	NR	905	1799	NR
390	1572	NR	520	48573	NR	650	37529	NR	780	1738	NR	910	1497	NR
395	1491	NR	525	50073	NR	655	33571	NR	785	1753	NR	915	1444	NR
400	1247	NR	530	51659	NR	660	29866	NR	790	1512	NR	920	2265	NR
405	1092	NR	535	52689	NR	665	26062	NR	795	1628	NR	925	2128	NR
410	1155	NR	540	53980	NR	670	22775	NR	800	1577	NR	930	1483	NR
415	1414	NR	545	55559	NR	675	19628	NR	805	1745	NR	935	1473	NR
420	2172	NR	550	57241	NR	680	17131	NR	810	1584	NR	940	1513	NR
425	3836	NR	555	59220	NR	685	14797	NR	815	1336	NR	945	2506	NR
430	7328	NR	560	61477	NR	690	12645	NR	820	1598	NR	950	2110	NR
435	13915	NR	565	63913	NR	695	10922	NR	825	1652	NR	955	1942	NR
440	26569	NR	570	66367	NR	700	9557	NR	830	1443	NR	960	2004	NR
445	52250	NR	575	68617	NR	705	8271	NR	835	1187	NR	965	1106	NR
450	86961	NR	580	70538	NR	710	7311	NR	840	1409	NR	970	1282	NR
455	85655	NR	585	71781	NR	715	6566	NR	845	1417	NR	975	2377	NR
460	58144	NR	590	72860	NR	720	5734	NR	850	1751	NR	980	2000	NR
465	44751	NR	595	73089	NR	725	5015	NR	855	2009	NR	985	2356	NR
470	35887	NR	600	72720	NR	730	4508	NR	860	1738	NR	990	2487	NR
475	26300	NR	605	71266	NR	735	3916	NR	865	1840	NR	995	2894	NR
480	23116	NR	610	69295	NR	740	3533	NR	870	1982	NR	1000	1478	NR
485	24223	NR	615	66396	NR	745	3158	NR	875	1920	NR			

REPORT NUMBER: SP1-2312-242-3

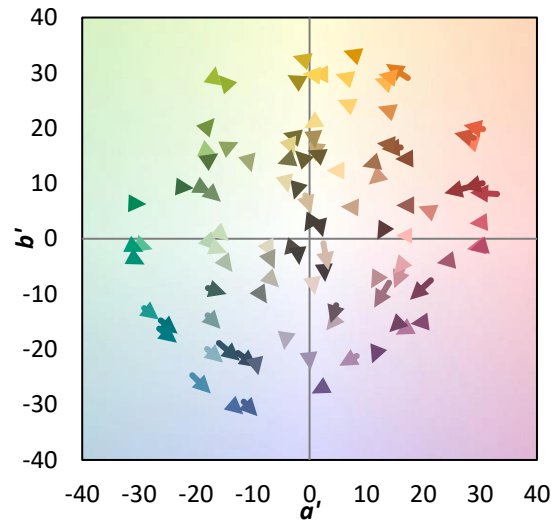
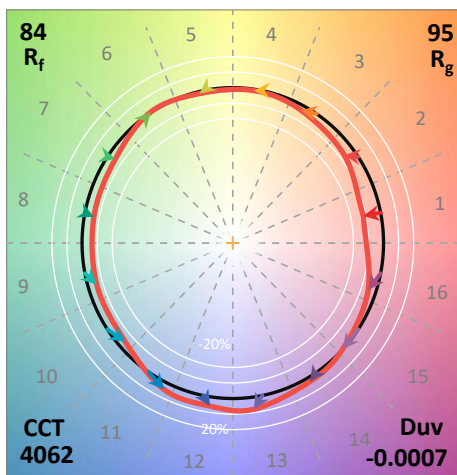
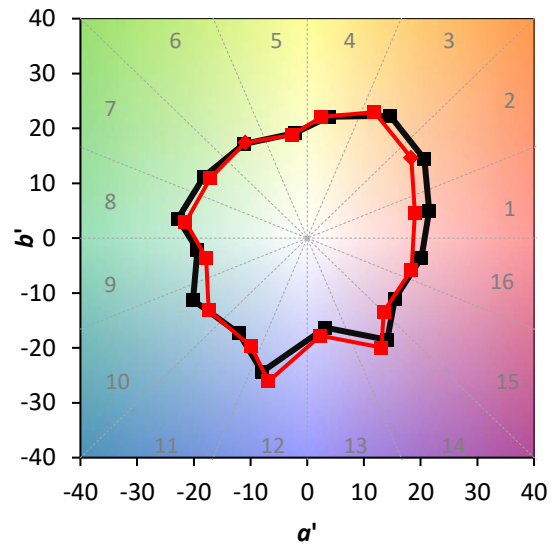
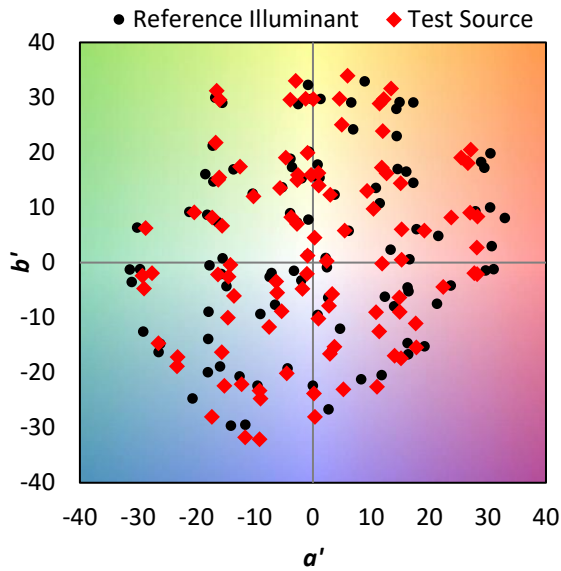
TM-30-18

**Summary**

$R_f = 84.1$   
 $R_g = 94.8$   
 $CIE R_a = 84.1$   
 $R_9 = 12.5$



**Color Vector Graphics**

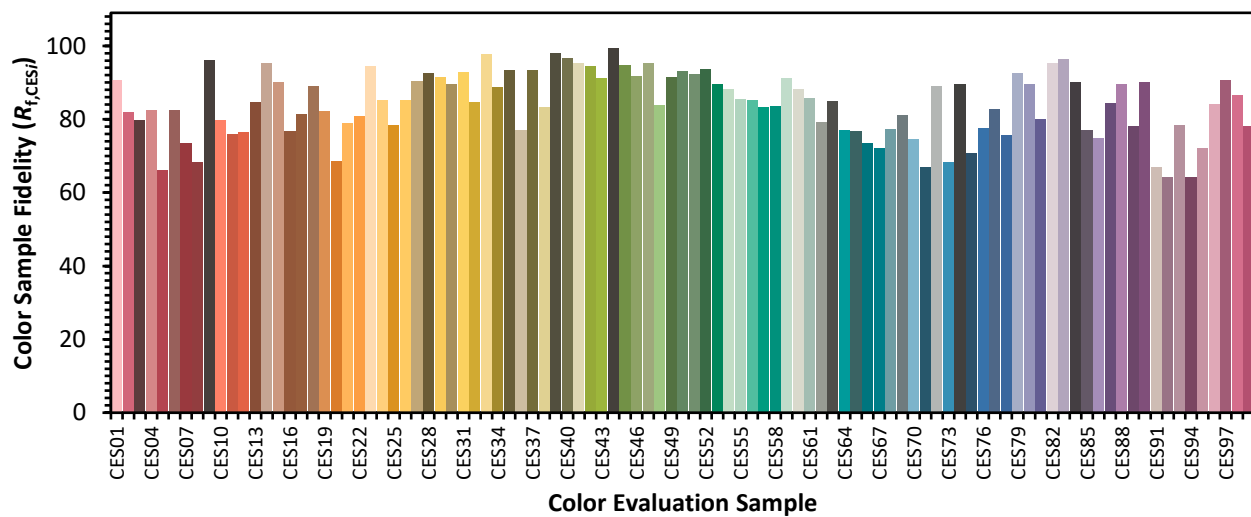


REPORT NUMBER: SP1-2312-242-3

TM-30-18

**Individual Sample Fidelity Index ( $R_{f,i}$ )**

CES01 = 85	CES26 = 85	CES51 = 92	CES76 = 77
CES02 = 61	CES27 = 90	CES52 = 94	CES77 = 83
CES03 = 31	CES28 = 93	CES53 = 90	CES78 = 76
CES04 = 69	CES29 = 92	CES54 = 88	CES79 = 92
CES05 = 48	CES30 = 90	CES55 = 85	CES80 = 90
CES06 = 50	CES31 = 93	CES56 = 85	CES81 = 80
CES07 = 41	CES32 = 85	CES57 = 83	CES82 = 95
CES08 = 40	CES33 = 98	CES58 = 84	CES83 = 96
CES09 = 29	CES34 = 89	CES59 = 91	CES84 = 90
CES10 = 74	CES35 = 93	CES60 = 88	CES85 = 77
CES11 = 57	CES36 = 77	CES61 = 86	CES86 = 75
CES12 = 63	CES37 = 93	CES62 = 79	CES87 = 84
CES13 = 42	CES38 = 83	CES63 = 85	CES88 = 89
CES14 = 74	CES39 = 98	CES64 = 77	CES89 = 78
CES15 = 71	CES40 = 97	CES65 = 77	CES90 = 90
CES16 = 47	CES41 = 95	CES66 = 74	CES91 = 67
CES17 = 49	CES42 = 94	CES67 = 72	CES92 = 64
CES18 = 56	CES43 = 91	CES68 = 77	CES93 = 78
CES19 = 71	CES44 = 99	CES69 = 81	CES94 = 64
CES20 = 65	CES45 = 95	CES70 = 75	CES95 = 72
CES21 = 86	CES46 = 92	CES71 = 67	CES96 = 84
CES22 = 78	CES47 = 95	CES72 = 89	CES97 = 91
CES23 = 91	CES48 = 84	CES73 = 68	CES98 = 86
CES24 = 90	CES49 = 92	CES74 = 90	CES99 = 78
CES25 = 71	CES50 = 93	CES75 = 71	

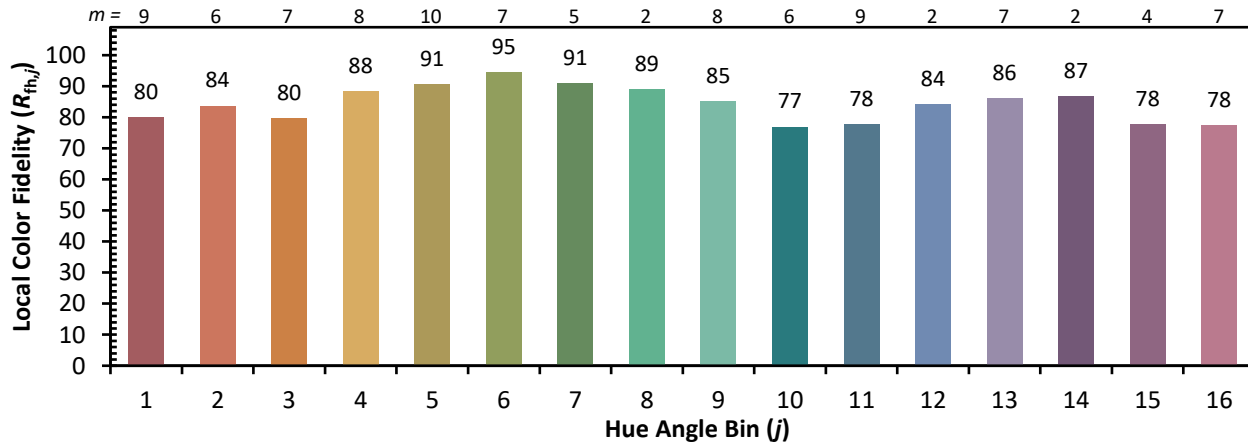
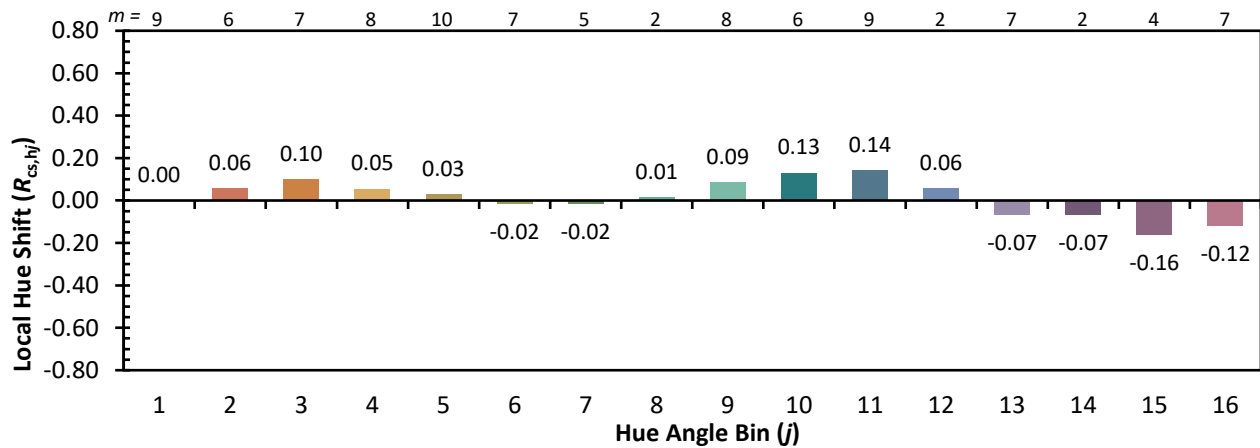
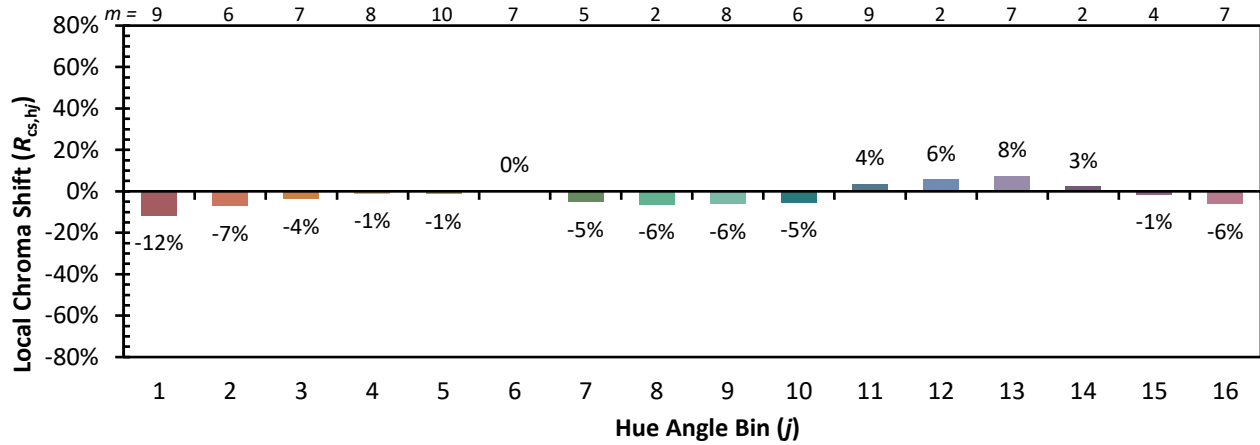




REPORT NUMBER: SP1-2312-242-3

TM-30-18

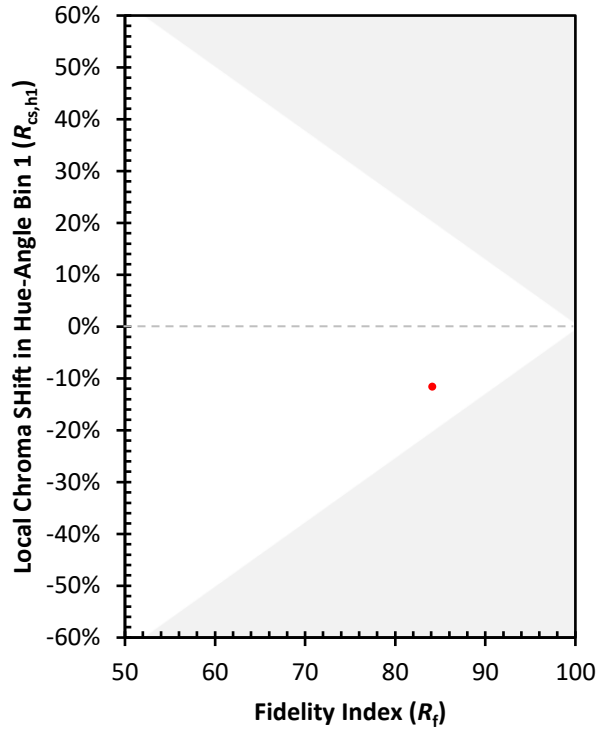
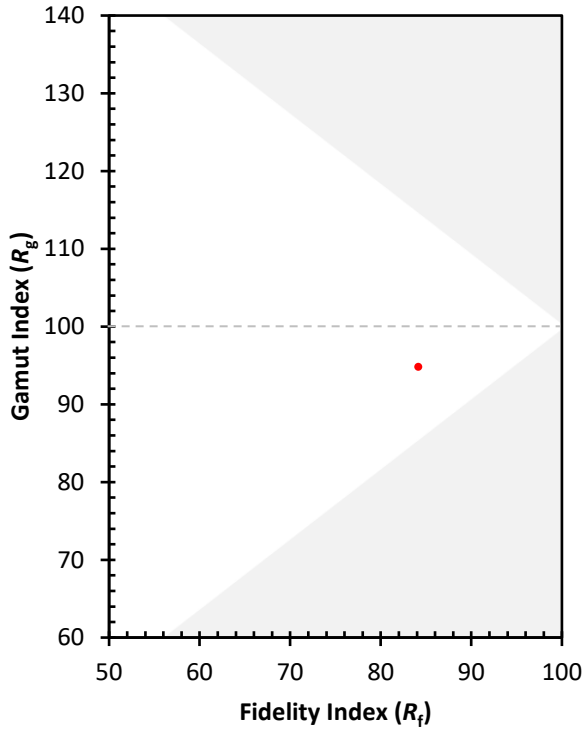
Color Rendition by Hue-Angle Bin



REPORT NUMBER: SP1-2312-242-3

TM-30-18

Measure Comparisons





TEST NUMBER: P959038

CATALOG NUMBER: CB3-B-085U-120D-840-1D-UNV-STD-W-4

**CIE UGR TABLE:**

Reflectances:											
Ceiling		0.7	0.7	0.5	0.5	0.3	0.7	0.7	0.5	0.5	0.3
Wall		0.5	0.3	0.5	0.3	0.3	0.5	0.3	0.5	0.3	0.3
Reference plane		0.2	0.2	0.2	0.2	0.2	0.2	0.2	0.2	0.2	0.2
Room dimensions		Viewed crosswise					Viewed endwise				
X=2H	Y=2H	18.23	19.11	19.16	20.05	21.28	17.15	18.03	18.08	18.98	20.20
	3H	19.90	20.68	20.84	21.64	22.89	18.56	19.35	19.51	20.31	21.56
	4H	20.53	21.27	21.49	22.23	23.49	19.08	19.83	20.04	20.79	22.05
	6H	20.91	21.60	21.88	22.57	23.84	19.40	20.09	20.37	21.05	22.33
	8H	21.05	21.70	22.03	22.69	23.96	19.52	20.18	20.50	21.16	22.43
	12H	21.12	21.74	22.10	22.72	24.01	19.60	20.22	20.58	21.20	22.49
4H	2H	18.64	19.38	19.60	20.34	21.60	17.78	18.52	18.74	19.49	20.75
	3H	20.53	21.15	21.50	22.14	23.41	19.40	20.02	20.37	21.01	22.29
	4H	21.28	21.84	22.26	22.83	24.13	20.01	20.57	20.99	21.56	22.86
	6H	21.78	22.27	22.78	23.28	24.57	20.42	20.91	21.42	21.92	23.21
	8H	21.97	22.43	22.97	23.43	24.74	20.59	21.05	21.59	22.05	23.36
	12H	22.07	22.48	23.09	23.50	24.82	20.70	21.11	21.71	22.13	23.44
8H	4H	21.41	21.86	22.41	22.87	24.18	20.27	20.72	21.27	21.73	23.04
	6H	22.03	22.40	23.05	23.45	24.76	20.80	21.18	21.82	22.22	23.53
	8H	22.30	22.64	23.33	23.67	24.99	21.05	21.38	22.08	22.41	23.74
	12H	22.47	22.76	23.50	23.79	25.16	21.23	21.52	22.26	22.54	23.92
12H	4H	21.38	21.79	22.40	22.81	24.13	20.27	20.68	21.29	21.70	23.02
	6H	22.05	22.38	23.07	23.41	24.74	20.86	21.19	21.89	22.22	23.55
	8H	22.35	22.64	23.38	23.66	25.03	21.14	21.43	22.17	22.46	23.83